

SBI Kiosk Banking – Existing Customer



MOBILE WALLET | MONEY TRANSFER | DIGITAL PAYMENTS

www.myoxygen.com

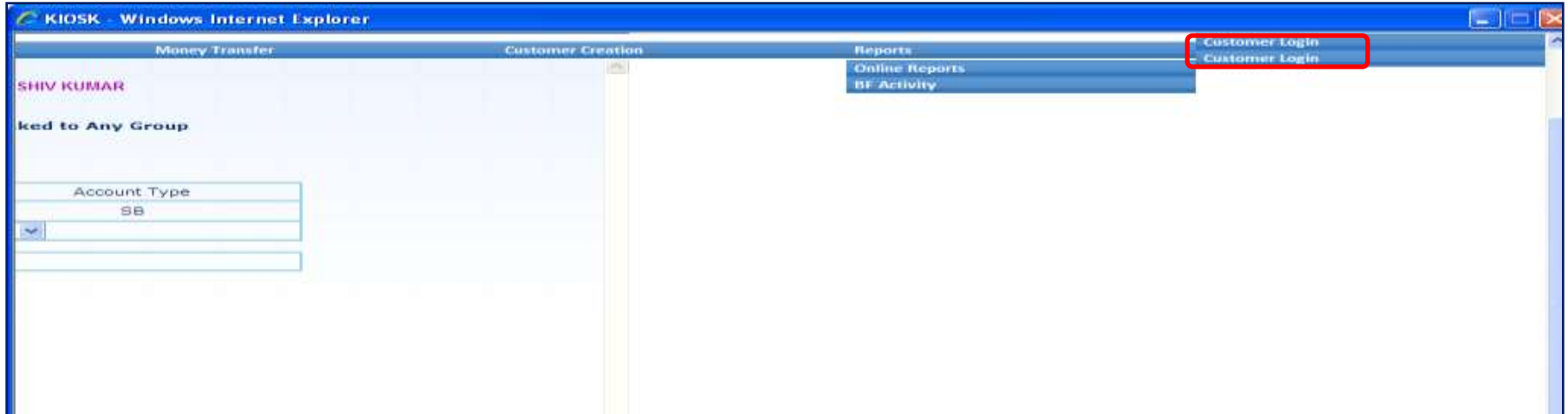


The existing customer can avail following services:

- ❖ Cash Deposit
- ❖ Cash Withdrawal
- ❖ Balance Enquiry
- ❖ Remittance
 - Add Beneficiary
 - Delete Beneficiary
 - Fund Transfer
- ❖ Mini Statement of Account

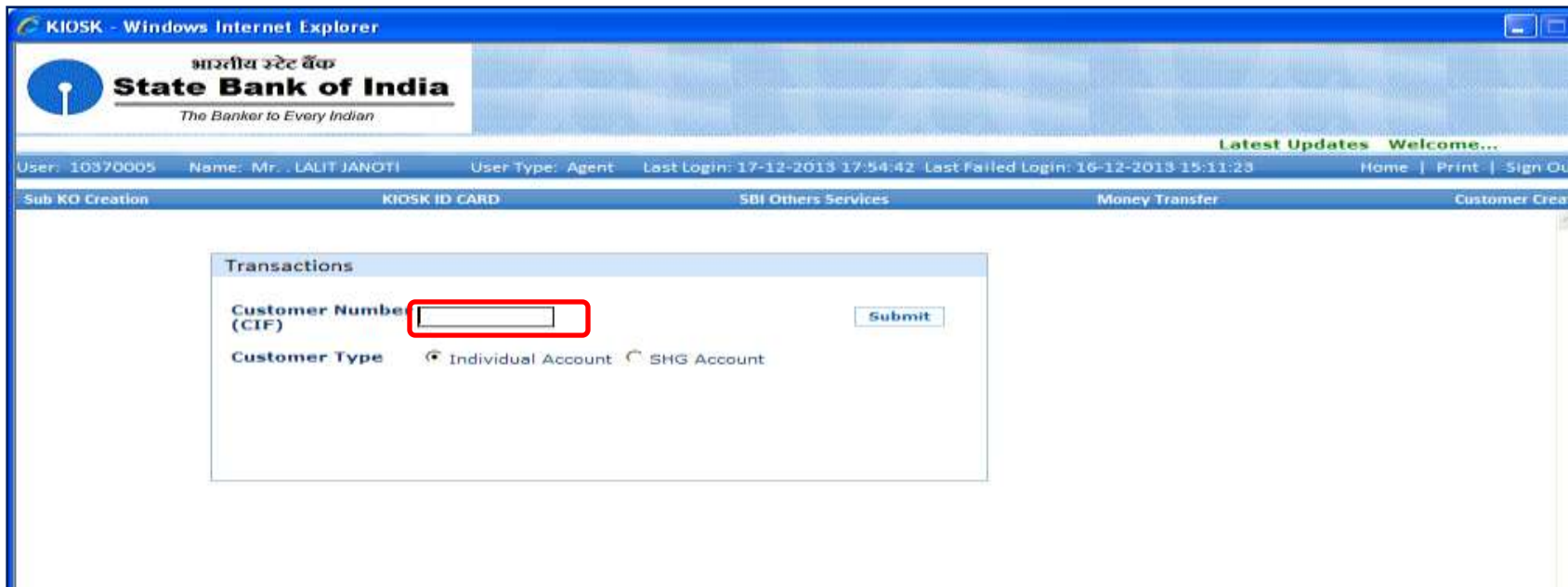
Customer Login

❖ Click on Customer Login



Customer Login

- ❖ Enter CIF Number & click on 'Submit'



The screenshot shows a web browser window titled "KIOSK - Windows Internet Explorer". The page header includes the State Bank of India logo and the text "भारतीय स्टेट बैंक State Bank of India The Banker to Every Indian". Below the header, there is a navigation bar with links: "Sub KO Creation", "KIOSK ID CARD", "SBI Others Services", "Money Transfer", and "Customer Cre...". The main content area is titled "Transactions" and contains a form with the following fields:

- Customer Number (CIF)**: A text input field with a red border around it.
- Submit**: A button next to the input field.
- Customer Type**: Radio buttons for "Individual Account" (selected) and "SHG Account".

Customer Login

❖ Biometric Authentication Required for Customer



Welcome Screen

❖ This is the screen which comes after customer login

User: 10370005 Name: Mr. . LALIT JANOTI User Type: Agent Last Login: 17-12-2013 17:54:42 Last Failed Login: 16-12-2013 15:11:23 Home | Print | Sign C

Sub KO Creation KIOSK ID CARD SBI Others Services Money Transfer Customer Cre

Customer Number : 86036618608 Name : Mr. SHIV KUMAR

Customer Number : 86036618608 Customer Not Linked to Any Group

Account Summary

Select	Account Number	Account Type
<input checked="" type="radio"/>	31748973571	SB
Select a Service : <input type="text" value="Select"/>		
No STD Acco		

- Select
- Deposit
- Withdrawal
- Balance Enquiry
- Funds Transfer
- Add Beneficiary
- Delete Beneficiary
- ATM Card
- Ministatement
- STDR Open
- Open RD
- RD Remittance
- Term Deposit Enquiry

Cash Deposit

❖ Click on 'Deposit'

KIOSK - Windows Internet Explorer

User: 10370005 Name: Mr. LALIT JANOTI User Type: Agent Last Login: 17-12-2018 17:54:42 Last Failed Login: 16-12-2018 15:11:23 Home | Print | Sign C

Sub KO Creation KIOSK ID CARD SBI Others Services Money Transfer Customer Cre

Customer Number : 86036618608 Name : Mr. SHIV KUMAR

Customer Number : 86036618608 Customer Not Linked to Any Group

Account Summary

Select	Account Number	Account Type
<input type="radio"/>	31748973571	SB
Select a Service : Select		
No STD Acco		

- Deposit
- Withdrawal
- Balance Enquiry
- Funds Transfer
- Add Beneficiary
- Delete Beneficiary
- ATM Card
- Ministatement
- STDR Open
- Open RD
- RD Remittance
- Term Deposit Enquiry

Cash Deposit

- ❖ Enter Amount , Denominations & Total Amount
- ❖ Click Verify

KIOSK - Windows Internet Explorer

Sub KO Creation KIOSK ID CARD SBI Others Services Money Transfer Customer Creation

Customer Number : 85965812572 Name : Mr. UDAY KUMAR

Deposit by Cash

Account Number : * 31610954434

Transaction Amount : 718.0

Commission Amount : 2.0

Amount : 720.0

Denominations In			Denominations Out		
1000 X	<input type="text"/>	= 0	1000 X	<input type="text"/>	= 0
500 X	<input type="text"/>	= 0	500 X	<input type="text"/>	= 0
100 X	7	= 700	100 X	<input type="text"/>	= 0
50 X	<input type="text"/>	= 0	50 X	<input type="text"/>	= 0
20 X	1	= 20	20 X	<input type="text"/>	= 0
10 X	<input type="text"/>	= 0	10 X	<input type="text"/>	= 0
5 X	<input type="text"/>	= 0	5 X	<input type="text"/>	= 0
2 X	<input type="text"/>	= 0	2 X	<input type="text"/>	= 0
1 X	<input type="text"/>	= 0	1 X	<input type="text"/>	= 0
Coins	<input type="text"/>	=	Coins	<input type="text"/>	=
Amount (INR)		720	Amount (INR)		0

Total Amount (INR) 720

Windows taskbar: start, Done, Trusted sites, 100%, 10:02 AM Monday 12/30/2013

Taskbar: KIOSK - Windows Ink..., KO Web Vending | Co..., Microsoft Excel - (alt)..., New Folder, New Microsoft Office ...

Cash Deposit

- ❖ Verify Customer's Finger Prints
- ❖ Press "OK"



KIOSK - Windows Internet Explorer

Sub KO Creation KIOSK ID CARD SBI Others Services Money Transfer Customer Create



Right

Message from webpage

Customer Verify Success

OK

Instruction:

Step 1: Click on Verify for Agent and Customer fingerprint verification

Step 2a: For Optical Scanner Devices, Place the Finger once light is displayed on the Scanner

Step 2b: For Swipe Type Fingerprint Devices, Swipe the Finger once Pop-up is displayed on the Screen

Authorize

start

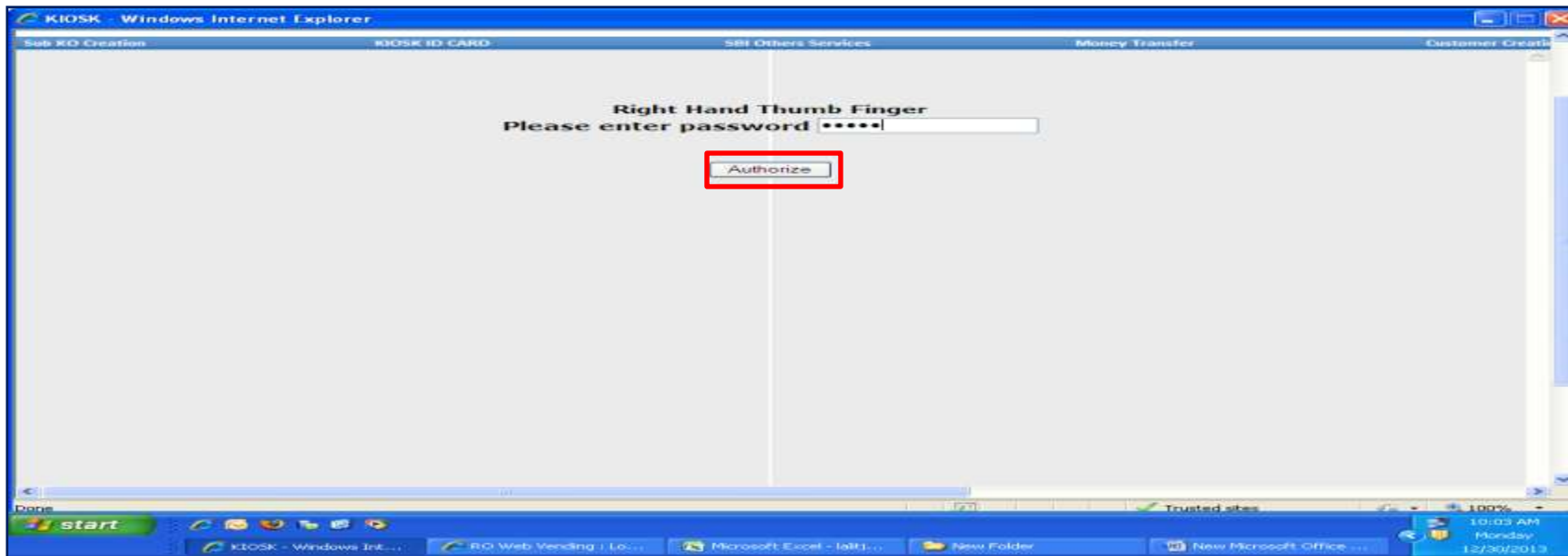
KIOSK - Windows Int... RO Web Vending : Lo... Microsoft Excel - (alt)... New Folder New Microsoft Office ...

Trusted sites 100%

10:03 AM Monday 12/30/2013

Cash Deposit

- ❖ Enter CSP Password
- ❖ Click Authorize



Cash Deposit

- ❖ Verify Customer Finger Prints
- ❖ Press “OK”

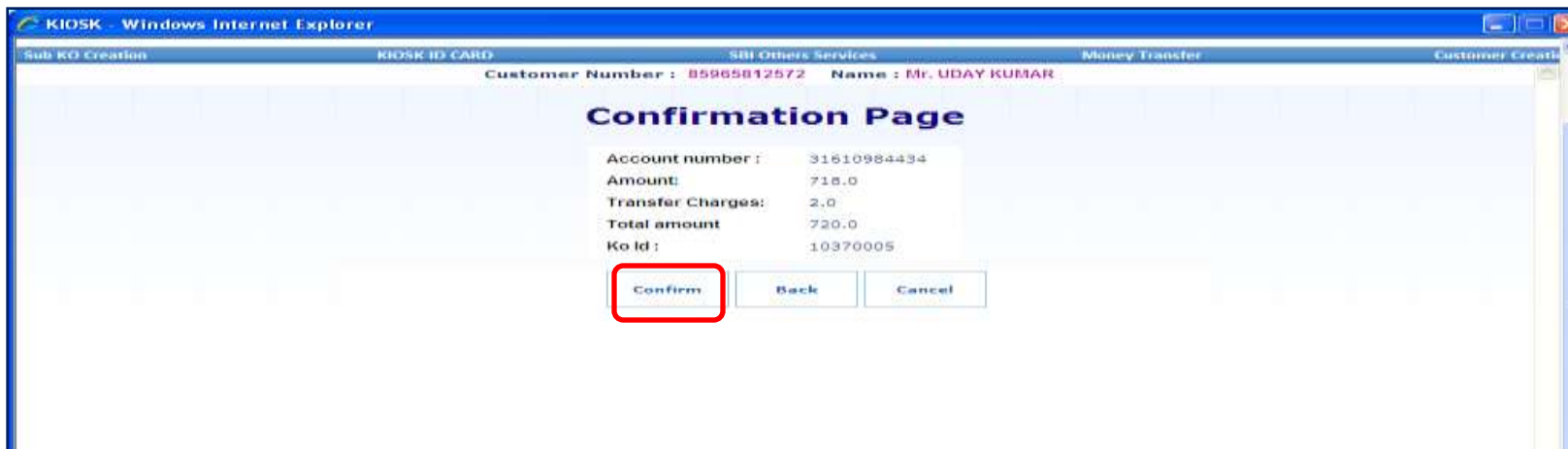


The screenshot shows a kiosk interface with a blue header bar containing the following text: "Sub KO Creation", "KIOSK ID CARD", "SBI Others Services", "Money Transfer", and "Customer Cre". The main area displays two hands with a red box highlighting the index finger of the left hand. Below the hands is a blue message box titled "Message from webpage" with a yellow warning icon and the text "Agent Transaction Password Verify Success". An "OK" button is located below the message box. Below the message box, the word "Instruc" is partially visible, followed by three steps:

Step 1: Click on verify for Agent and Customer fingerprint verification
Step 2a: For Optical Scanner Devices, Place the Finger once light is displayed on the Scanner
Step 2b: For Swipe Type Fingerprint Devices, Swipe the Finger once Popup is displayed on the Screen

Cash Deposit

❖ Click “ CONFIRM ”



Cash Withdrawal

- ❖ Click on Select
- ❖ Select 'Withdrawal'


User: 10570005 Name: Mr. LALIT JAINOTI User Type: Agent Last Login: 17-12-2013 17:54:42 Last Failed Login: 16-12-2013 15:11:23 Home | Print | Sign Out

Sub KID Creation KIOSK ID CARD SBI Others Services Money Transfer Customer Creation

Customer Number : 86036618608 Name : Mr. SHIV KUMAR

Customer Number : 86036618608 Customer Not Linked to Any Group

Account Summary

Select	Account Number	Account Type
	31748973571	SB
Select a Service	Select	
No STD Accounts	Withdrawal	

- Withdrawal
- Funds Transfer
- Add Beneficiary
- Delete Beneficiary
- ATM Card
- Ministatement
- STD Open
- Open RD
- RD Remittance
- Term Deposit Enquiry

Cash Withdrawal

❖ Enter Amount & Click on Submit

Customer Number : 86036618608 Name : Mr. SHIV KUMAR

Customer Number : 86036618608 Customer Not Linked to Any Group

Account Summary

Select	Account Number	Account Type
<input type="checkbox"/>	8171007557	SB
Select a Service : Withdrawal		
Amount : ₹ 7,000		
No STD Accounts linked to user.		

Cash Withdrawal

- ❖ Enter Denominations , Commission Amount , Total Amount & Click Verify

User: 10370005 Name: Mr. LALIT JANDH User Type: Agent Last Login: 17-12-2013 17:54:43 Last Failed Login: 16-12-2013 15:11:28 Home | Print | Sign Out

Sub KO Creation KIOSK ID CARD SBI Others Services Money Transfer Customer Cre

Customer Number : 86036618608 Name : Mr. SHIV KUMAR

Withdrawal by Cash

Account Number : *

Transaction Amount :

Commission Amount :

Amount :

Denominations Out			Denominations In		
1000 X	<input type="text" value="7"/>	= 7000	1000 X	<input type="text" value="0"/>	= 0
500 X	<input type="text" value="0"/>	= 0	500 X	<input type="text" value="0"/>	= 0
100 X	<input type="text" value="0"/>	= 0	100 X	<input type="text" value="0"/>	= 0
50 X	<input type="text" value="0"/>	= 0	50 X	<input type="text" value="0"/>	= 0
20 X	<input type="text" value="0"/>	= 0	20 X	<input type="text" value="0"/>	= 0
10 X	<input type="text" value="1"/>	= 10	10 X	<input type="text" value="0"/>	= 0
5 X	<input type="text" value="0"/>	= 0	5 X	<input type="text" value="0"/>	= 0
2 X	<input type="text" value="1"/>	= 2	2 X	<input type="text" value="0"/>	= 0
1 X	<input type="text" value="0"/>	= 0	1 X	<input type="text" value="0"/>	= 0
Coins	<input type="text" value="0"/>	= 0	Coins	<input type="text" value="0"/>	= 0
Amount (INR)		<input type="text" value="7012"/>	Amount (INR)		<input type="text" value="0"/>

Total Amount (INR)

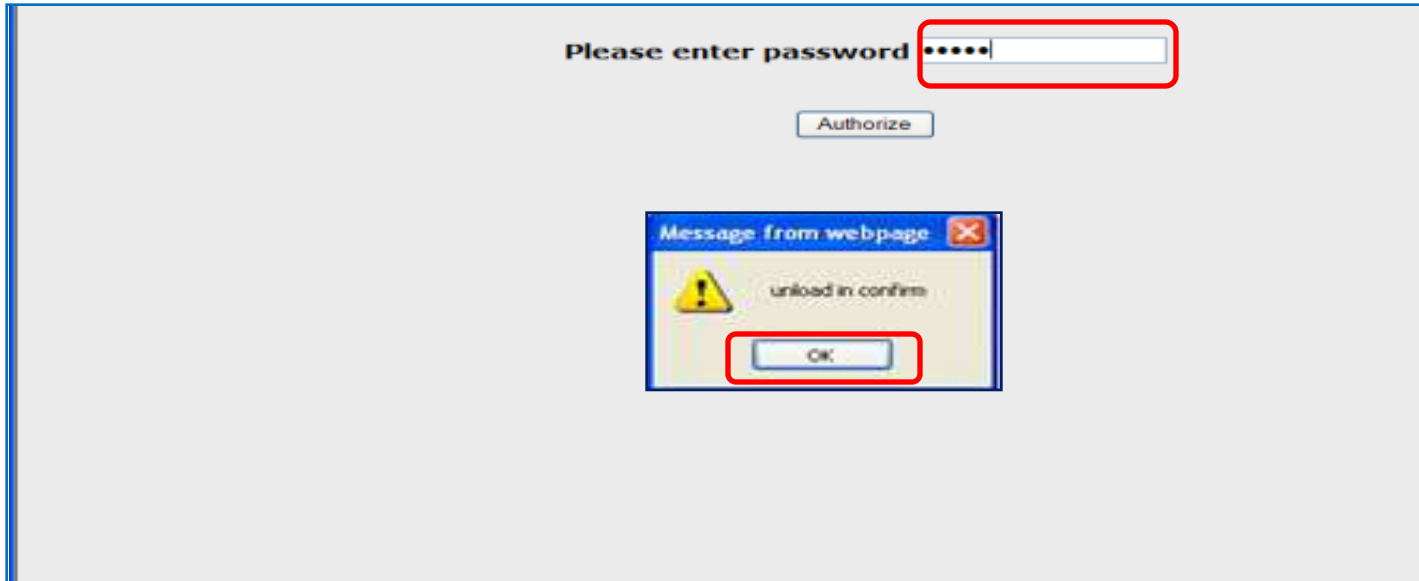
Cash Withdrawal

❖ Verify finger prints , Press ok .



Cash Withdrawal

- ❖ Enter Password , Click Authorize & then OK



Cash Withdrawal

❖ Click “Confirm”

Confirmation Page

Account number :	31748973571
Amount:	7000.0
Transfer Charges:	12.0
Total amount	7012.0
Ko Id :	10370005

Cash Withdrawal

❖ Print Withdrawal Receipt , Press ok

User: 10370005 Name: Mr. LALIT JANOTI User Type: Agent Last Login: 17-12-2019 17:54:42 Last Failed Login: 16-12-2019 15:11:25 Home | Print | Sign Out

Sub KO Creation KIOSK ID CARD SBI Others Services Money Transfer Customer Creation

Customer Number : 80036618608 Name : Mr. SHIV KUMAR

✔Withdrawal successful, Journal Number is 1746234

**SBI - KIOSK BANKING
WITHDRAWAL RECEIPT**

Service Name	: WITHDRAWAL
Customer Name	: Mr. SHIV KUMAR
Customer Bank Name	: SBI
To Account Number	: 00001493370
From Account Number	: 571
Transaction Amount	: 100
Charges	: 0
Date	: 13
Time	: 13
System Trace Audit Number	: 54679790273987067
Retrieval Reference Number	: 1746234
Balance	: Rs.100.00 CR
KO ID	: 10370005
KO Name	: LALIT JANOTI
Device Identifier	: 10154801
Signature Of Agent	Signature Of Customer

Print

Message from webpage

Do you want to print receipt?

Cash Withdrawal

- ❖ Handover the Printed Acknowledgement Receipt to Customer



The screenshot shows a Windows 'Print' dialog box in the foreground, partially obscuring a banking receipt. The dialog box has a 'Print' button highlighted with a red rectangle. The receipt in the background is titled 'OSK BANKING WAL RECEIPT' and contains the following information:

010000 Name : Mr. SHIV KUMAR
 Journal Number is 1746234
OSK BANKING WAL RECEIPT
 WITHDRAWAL
 Mr. SHIV KUMAR
 SBI
 132391187370
 131748973571
 Amount) :Rs.6000.0
 :Rs.12.0
 :12/18/2013
 :08:30:07
 :54679790273987067
 :1746234
 :Rs.100.00 CR
 :10370005
 :LALIT JANOTI
 :10154801
 Signature Of Agent
 Signature Of Customer

Balance Enquiry

❖ Click on Balance Enquiry & Submit Request

USRP: 10870005 NAME: Mr. CAJIT JARDOTI User Type: Agent Last Login: 17-12-2013 17:54:42 Last Failed Login: 16-12-2013 15:11:28 Home | Print | Sign Out

Sub KO Creation KIOSK ID CARD SBI Others Services Money Transfer Customer Credit

Customer Number : 86036618608 Name : Mr. SHIV KUMAR

Customer Number : 86036618608 Customer Not Linked to Any Group

Account Summary

Select	Account Number	Account Type
<input type="radio"/>	31748973571	SB
Select a Service :		
No STD Acco		

- Select
- Deposit
- Withdrawal
- Balance Enquiry**
- Funds Transfer
- Add Beneficiary
- Delete Beneficiary
- ATM Card
- Mini Statement
- STDR Open
- Open RD
- RD Remittance
- Term Deposit Enquiry

Balance Enquiry

❖ Finger verification screen will come.



The screenshot shows a web browser window titled "KIOSK - Windows Internet Explorer" with the URL "https://kiosk.onlinesbi.com/?success=do¶meter=VERIFY". The page header includes the State Bank of India logo and tagline "The Banker to Every Indian". The user information is: User: 105700044, Name: Mr. PRATEEK VATS, User Type: Agent, Last Login: 08-01-2014 17:49:58, Last Failed Login: 31-12-2013 17:31:21. The navigation menu includes: Sub KO Creation, KIOSK ID CARD, SBI Others Services, Money Transfer, Customer Creation, and Reports. The main content area displays the "Finger Print Verifying Process" screen, which is titled "Verifying finger for CIF number/User ID 86702590366". Below the title is an image showing two hands, with a red box highlighting the right thumb. The text "Right Hand Thumb Finger" is centered below the image. The "Instructions" section lists the following steps:

- Step 1:** Click on Verify for Agent and Customer fingerprint verification
- Step 2a:** For Optical Scanner Devices, Place the Finger once light is displayed on the Scanner
- Step 2b:** For Swipe Type Fingerprint Devices, Swipe the Finger once Popup is displayed on the Screen

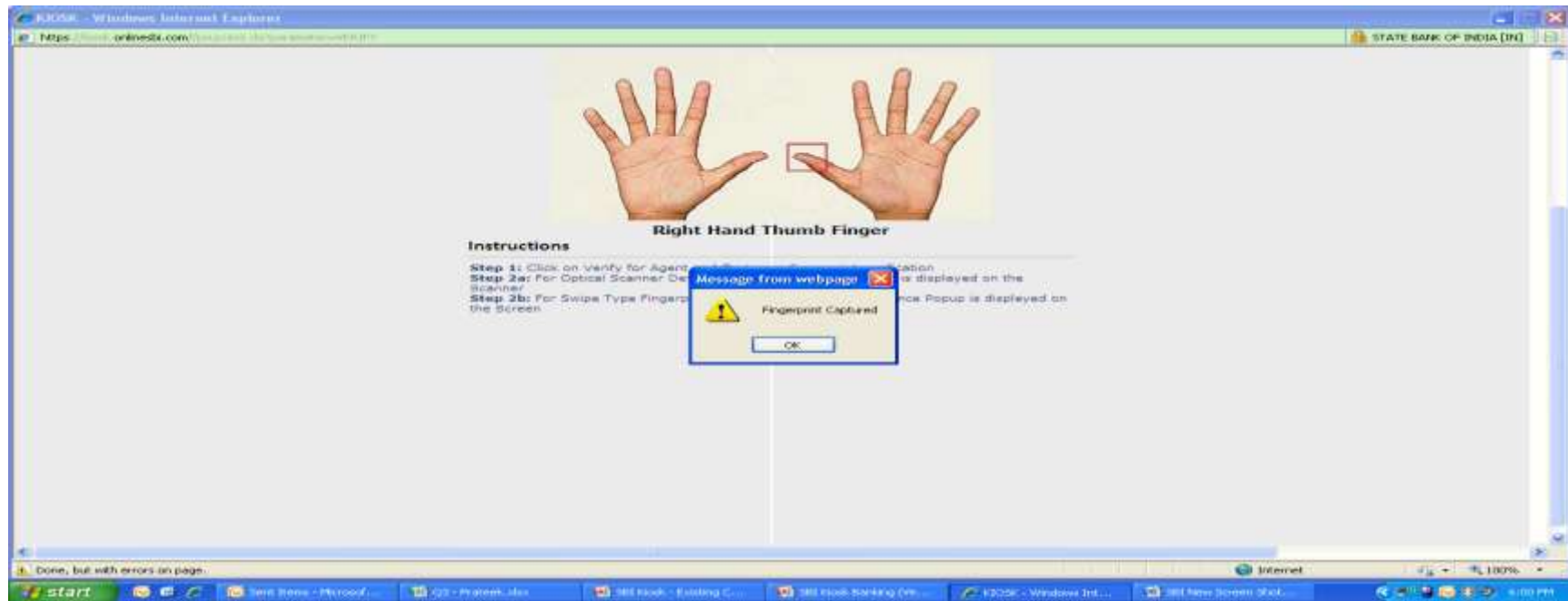
Balance Enquiry

- ❖ Swipe the finger on scanner.



Balance Enquiry

- ❖ After successful finger captured, this message will come.
- ❖ Click on ok.



Balance Enquiry

- ❖ Balance details will be shown.

User: 103700844 Name: Mr. PRATEEK VATS User Type: Agent Last Login: 08-01-2014 17:49:58 Last Failed Login: 31-12-2013 17:31:24 Name | Print | Sign Out

Sub ED Enquiry RTIME TO CARD SBI Offers Services Money Transfer Customer Creation Reports

Customer Number : 85702590366 Name : Mr. PRATEEK DEV VATS

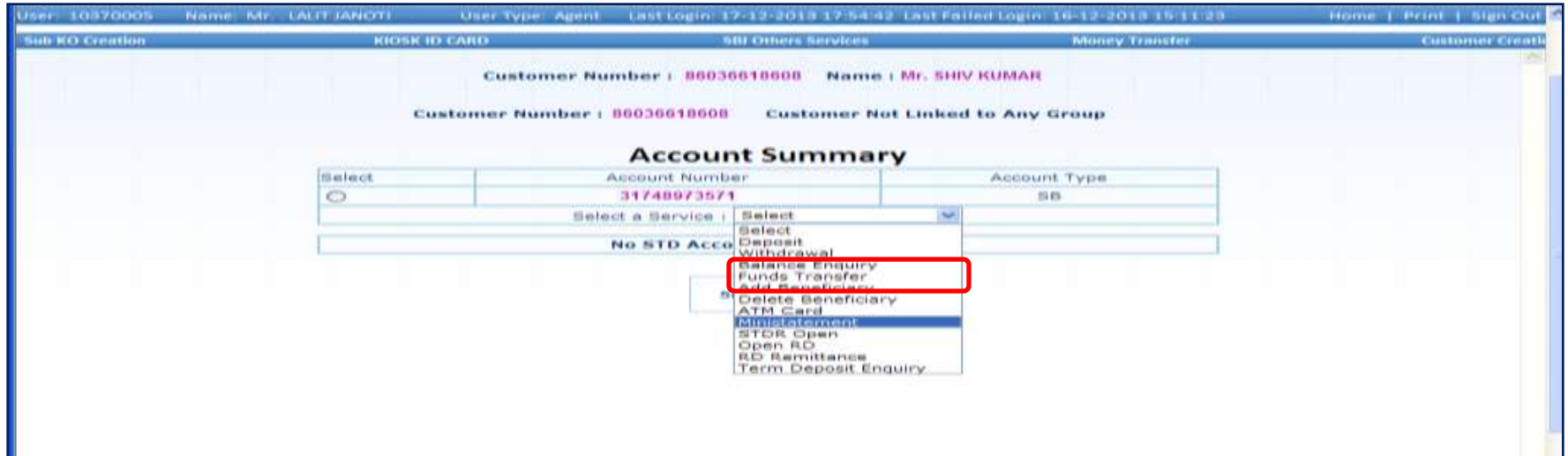
SBI - KIOSK BANKING Balance Enquiry Details

Account Type	SB TINY-OD-GEN-PUB IND-ALL-INR
Account Number	32960866571
Account Holder's Name	Mr. PRATEEK DEV VATS
Branch Code	06887
Branch Name	KAPASHERA (NEW DELHI)
Current Balance	0.00 CR
Interest Rate	4.00 %
Interest Credited	0.00 CR
Net Available Balance	0.00 CR
Amount on Hold	0.00 CR

Do you wish to continue?

Add Beneficiary

- ❖ For Fund Transfer, beneficiary needs to be added
- ❖ Select Add Beneficiary



User: 10370005 Name: Mr. LALIT JANIOTI User Type: Agent Last Login: 17-12-2013 17:54:42 Last Failed Login: 16-12-2013 15:11:23 Home | Print | Sign Out

Sub KO Creation KIOSK ID CARD SBI Others Services Money Transfer Customer Creation

Customer Number : 86036618608 Name : Mr. SHIV KUMAR

Customer Number : 86036618608 Customer Not Linked to Any Group

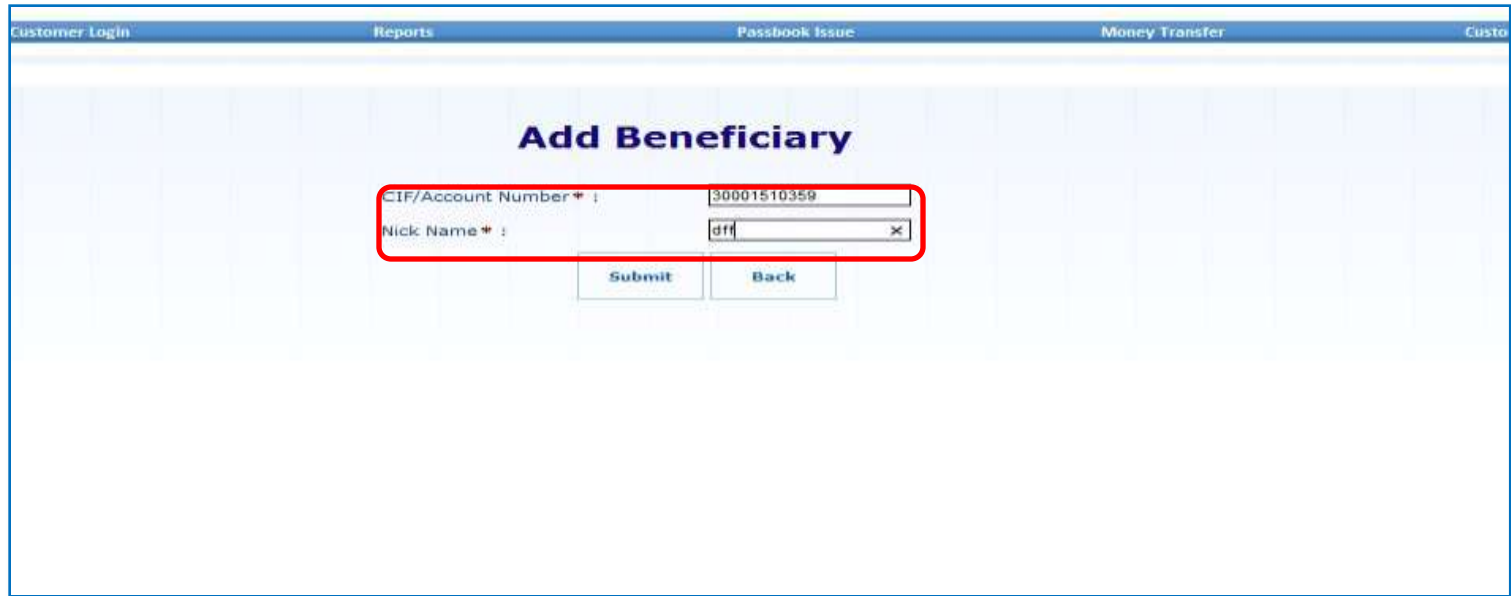
Account Summary

Select	Account Number	Account Type
<input type="radio"/>	31748973571	SB
Select a Service :		
No STD Acco		

- Select
- Deposit
- Withdrawal
- Balance Enquiry
- Funds Transfer
- Add Beneficiary
- Delete Beneficiary
- ATM Card
- Misstatement
- STDR Open
- Open RD
- RD Remittance
- Term Deposit Enquiry

Add Beneficiary

- ❖ Entre A/C no. and Nick name in the field
- ❖ Click on Submit



Customer Login Reports Passbook Issue Money Transfer Custo

Add Beneficiary

CIF/Account Number * : 30001510359

Nick Name * : dff

Submit Back

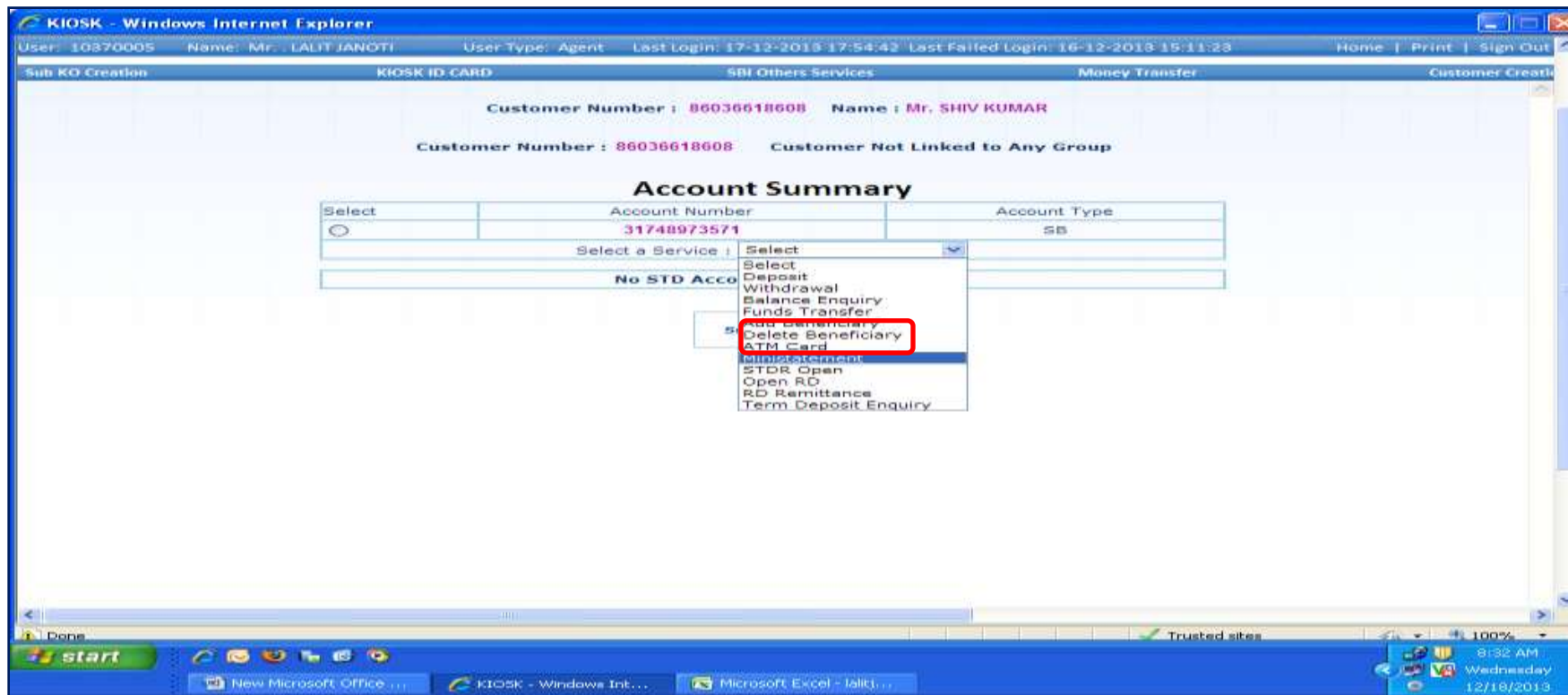
Add Beneficiary

❖ Beneficiary will be added successfully



Delete Beneficiary

- ❖ Select delete beneficiary



KIOSK - Windows Internet Explorer

User: 10370005 Name: Mr. LALIT JANOTI User Type: Agent Last Login: 17-12-2013 17:54:42 Last Failed Login: 16-12-2013 15:11:23 Home | Print | Sign Out

Sub KO Creation KIOSK ID CARD SBI Others Services Money Transfer Customer Creati

Customer Number : 86036618608 Name : Mr. SHIV KUMAR

Customer Number : 86036618608 Customer Not Linked to Any Group

Account Summary

Select	Account Number	Account Type
<input type="radio"/>	31748973571	SB
Select a Service : Select		
No STD Acco		

- Select
- Deposit
- Withdrawal
- Balance Enquiry
- Funds Transfer
- Delete Beneficiary**
- Delete Beneficiary ATM Card
- Missstatement
- STDR Open
- Open RD
- RD Remittance
- Term Deposit Enquiry

start

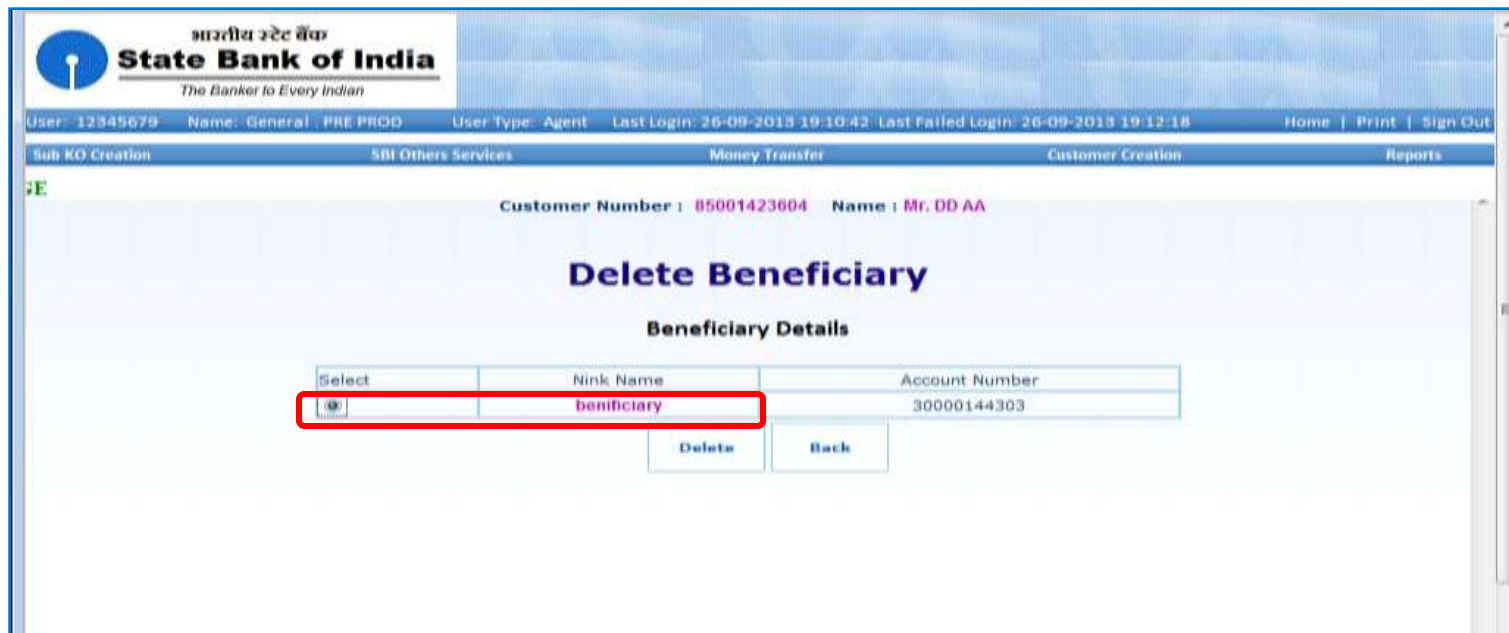
New Microsoft Office ... KIOSK - Windows Int ... Microsoft Excel - Lalit ...

Trusted sites 100%

8:32 AM Wednesday 12/18/2013

Delete Beneficiary

- ❖ Select the beneficiary to be deleted



State Bank of India
The Banker to Every Indian

User: 12345679 Name: General PRE PROD User Type: Agent Last Login: 26-09-2013 19:10:42 Last Failed Login: 26-09-2013 19:12:18 Home | Print | Sign Out

Sub KO Creation SBI Others Services Money Transfer Customer Creation Reports

Customer Number : 85001423804 Name : Mr. DD AA

Delete Beneficiary

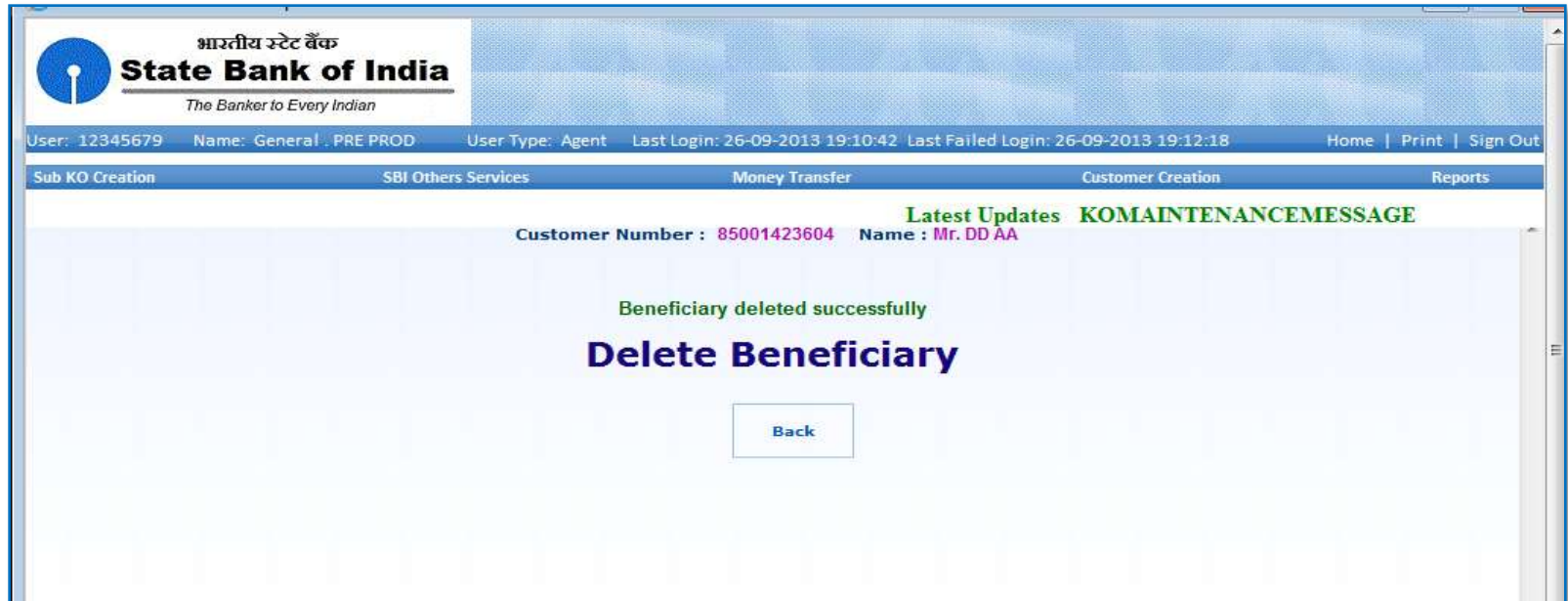
Beneficiary Details

Select	Beneficiary Name	Account Number
<input checked="" type="radio"/>	Beneficiary	30000144303

Delete Back

Delete Beneficiary

- ❖ Beneficiary will be deleted successfully



The screenshot displays the State Bank of India (SBI) web portal interface. At the top left, the SBI logo and name are visible, along with the tagline 'The Banker to Every Indian'. The header includes user information: 'User: 12345679', 'Name: General . PRE PROD', 'User Type: Agent', 'Last Login: 26-09-2013 19:10:42', and 'Last Failed Login: 26-09-2013 19:12:18'. Navigation links for 'Home', 'Print', and 'Sign Out' are present. A menu bar contains 'Sub KO Creation', 'SBI Others Services', 'Money Transfer', 'Customer Creation', and 'Reports'. The main content area shows a 'Latest Updates KOMAINTENANCEMESSAGE' section with 'Customer Number : 85001423604' and 'Name : Mr. DD AA'. A green message states 'Beneficiary deleted successfully', followed by the heading 'Delete Beneficiary' and a 'Back' button.

Fund Transfer

❖ Click on **Fund Transfer**

User: 10370005 Name: Mr. LALIT JANOTI User Type: Agent Last Login: 17-12-2013 17:54:42 Last Failed Login: 16-12-2013 15:11:23 Home | Print | Sign Out

Sub KO Creation KIOSK ID CARD SBI Others Services Money Transfer Customer Create

Customer Number : 86036618608 Name : Mr. SHIV KUMAR

Customer Number : 86036618608 Customer Not Linked to Any Group

Account Summary

Select	Account Number	Account Type
<input type="radio"/>	31748973571	SB

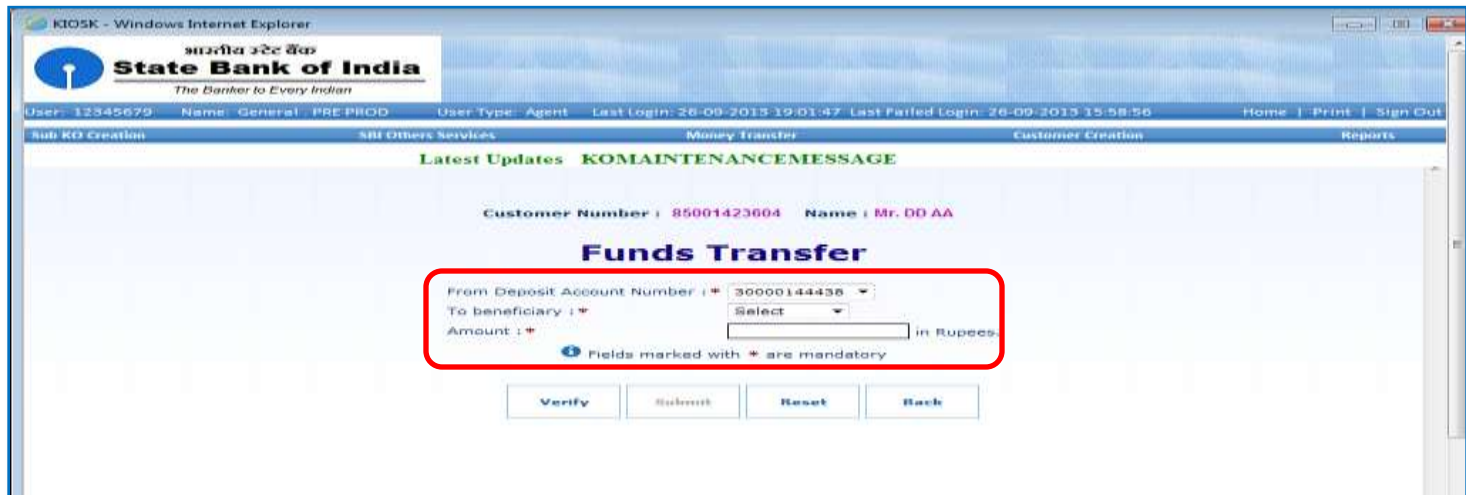
Select a Service :

No STD Acco

- Select
- Deposit
- Withdrawal
- Balance Enquiry
- Funds Transfer**
- Add Beneficiary
- Delete Beneficiary
- ATM Card
- Ministatement
- STDR Open
- Open RD
- RD Remittance
- Term Deposit Enquiry

Fund Transfer

- ❖ Select the beneficiary to transfer fund
- ❖ Enter amount and click on submit



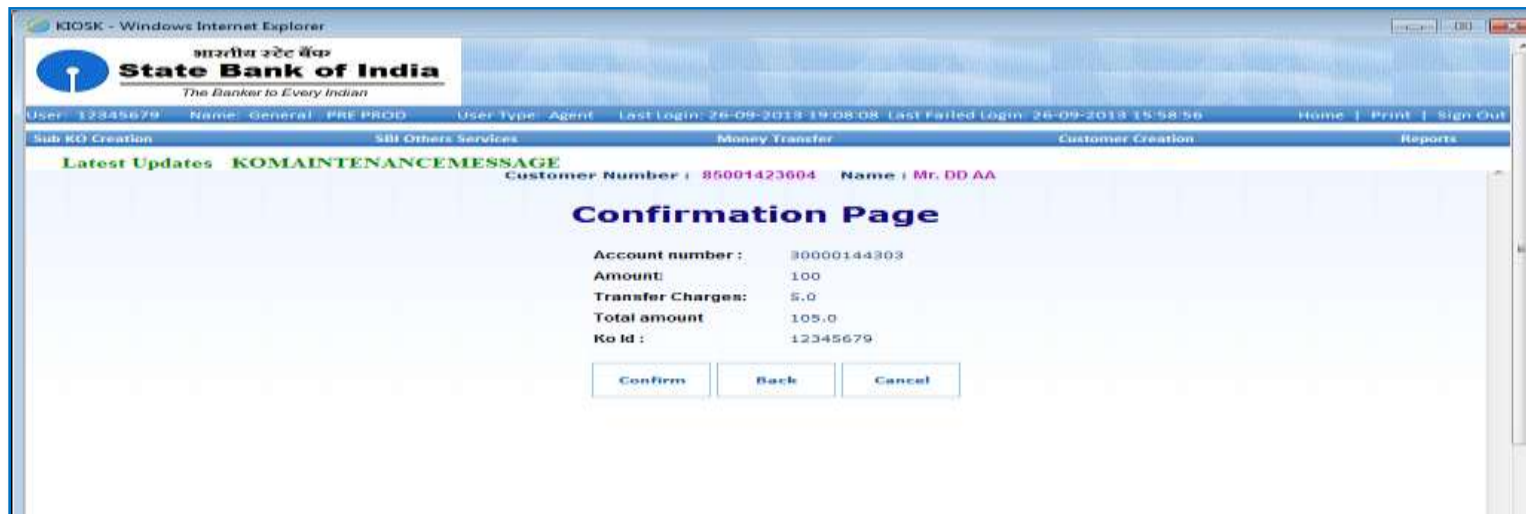
The screenshot shows a web browser window titled "KIOSK - Windows Internet Explorer" displaying the State Bank of India (SBI) Kiosk interface. The page header includes the SBI logo and the tagline "The Banker to Every Indian". Below the header, there is a navigation bar with links for "Sub KO Creation", "SBI Others Services", "Money Transfer", "Customer Creation", and "Reports". The main content area displays "Latest Updates KOMAINTENANCEMESSAGE" and "Customer Number : 85001423604 Name : Mr. DD AA". The "Funds Transfer" form is highlighted with a red box and contains the following fields:

- From Deposit Account Number : * 30000144438
- To beneficiary : * Select
- Amount : * [] in Rupees

Fields marked with * are mandatory. Below the form are buttons for "Verify", "Submit", "Reset", and "Back".


Fund Transfer

- ❖ Click on confirm
- ❖ Fund transfer will be done



Mini Statement

❖ Click on 'Ministatement'



भारतीय स्टेट बैंक
State Bank of India
The Banker to Every Indian

Latest Updates Welcome...

User: 10370005 Name: Mr. LALIT JANOTI User Type: Agent Last Login: 17-12-2013 17:54:42 Last Failed Login: 16-12-2013 15:11:23 Home | Print | Sign Out

Sub KO Creation KIOSK ID CARD SBI Others Services Money Transfer Customer Create

Customer Number : 86036618608 Name : Mr. SHIV KUMAR

Customer Number : 86036618608 Customer Not Linked to Any Group

Account Summary

Select	Account Number	Account Type
<input type="radio"/>	31748973571	SB
Select a Service :		
Amount : +		
No STD Acco		

- Deposit
- Select
- Deposit
- Withdrawal
- Balance Enquiry
- Funds Transfer
- Add Beneficiary
- Delete Beneficiary
- ATM Card
- Ministatement**
- STDR Open
- Open RD
- RD Remittance
- Term Deposit Enquiry

Mini Statement

- ❖ Mini statement of the account holder will be displayed on the screen
- ❖ CSP can print the details and can hand over the print out to the customer




Customer Number : 89036618608 Name : Mr. SHIV KUMAR

**SBI - KIOSK BANKING
MINI STATEMENT RECEIPT**

Account Number : 31748973571 Account Type : SB

Value Date	Journal No	Description	Amount (in Rs.)
18/12/13	1746234	Withdrawal	6012.00
		Transfer	
08/11/13	16997147	Credit	6027.00
21/06/13	26657105	Transfer	8012.00
		Withdrawal	
18/06/13	6987984	Transfer	7970.00
		Credit	
12/06/13	26527235	Withdrawal	7912.00
		Transfer	
30/05/13	10516375	Credit	6970.00
28/05/13	24382779	Transfer	5012.00
		Withdrawal	
18/05/13	8339631	Transfer	5970.00
		Credit	
05/04/13	29692200	Withdrawal	9012.00
		Transfer	
03/04/13	11837015	Credit	7970.00
		Transfer	
19/03/13	12189030	Withdrawal	5012.00
		Transfer	
18/03/13	31713916	Credit	4970.00
		Transfer	
08/03/13	21124159	Withdrawal	9012.00
		Transfer	

Do you wish to continue?

A large, stylized graphic in the center of the slide. It consists of several overlapping, rounded shapes in shades of blue and red, arranged in a circular pattern. The shapes have a slight 3D effect with shadows.

Thank You !!
www.myoxygen.com

For further queries please contact: